



Face the Music

with Encoda Maestro Analytics™

100% transparency into your revenue cycle, combining data from your practice management system and payers, in easy to use, intuitive dashboard reports, available 24x7, on PC or mobile device.

Hit it Maestro!

Maestro Analytics is Encoda's comprehensive dashboard reporting and analytics platform, that routinely extracts data from your practice management system and combines it with payer data, automatically creating intuitive, easy to use, web-based dashboard reports. Maestro is updated daily and available 24x7 on a PC, Mac, iPad, tablet, or mobile device, using either iOS or Android operating systems.

Maestro Analytics contains every financial record ever processed by your PM system and features a robust data mart enabling users familiar with Microsoft® Excel, to analyze a massive quantity of medical billing data quickly and easily. Maestro Analytics' feed of data for pivot tables allows clients to comprehensively analyze and report data on most any parameter within your PM system.

Managing the revenue cycle for more than one medical practice? With the single click of the mouse, you can use the same instance of Maestro Analytics to view financial performance metrics for multiple data sets, different tax ids, all practices or clients, a custom grouping of practices, an individual practice, an individual provider, and more.

Using an Outsourced Billing Company? Maestro Analytics provides you with visibility and insight into how the third-party billing company is executing your medical billing, allowing you to monitor and measure their performance.



Stay in tune with leadership

Spending a lot of time pulling together reports from multiple sources to present to your management team? It's time to change your tune and let Maestro Analytics do the work for you! Here's just a small sample of the standard dashboard reports available in Maestro Analytics:

- Monthly posted vs posting goal
- Trending of charges, payments, adjustments, refunds, and gross collection percentage
- Charges and payments activity analysis
- Charge posting delay and billing delay by procedure grouping
- Payer Mix
- Days in A/R
- Aging report by dollars and percentages with month to month trending
- Claim note audits
- Claim work queue backlog
- CPT analysis with procedure description, code, gross charges and gross payments
- Work queue closing velocity

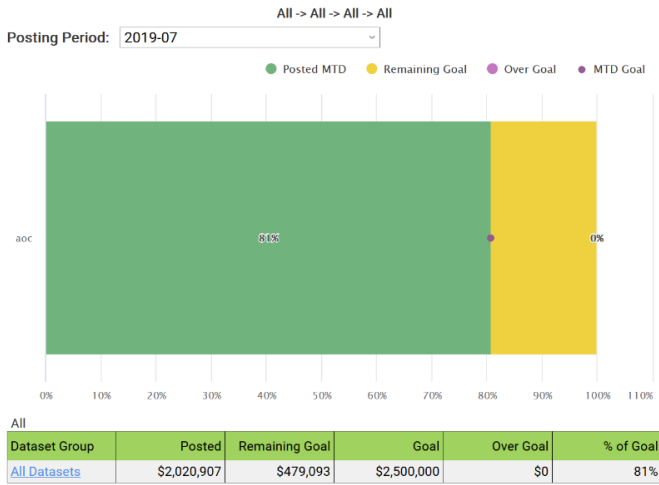
Music to your ears

Need help creating customized reports? Encoda clients enjoy assistance from our analytics team who can help you create customized data extracts and analyses to most effectively manage your business.

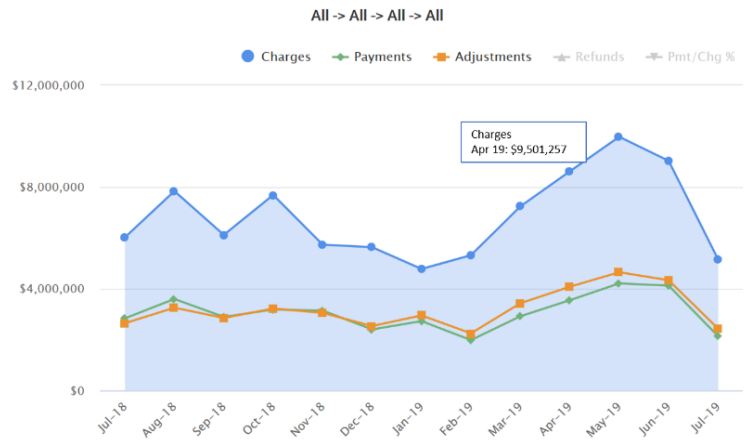
Examples of such reports include but are not limited to custom rejections and denials, charges, payments, and adjustments, by reason code, by location, by provider, by procedure, by service line, and more.

Maestro Analytics Sample Dashboards

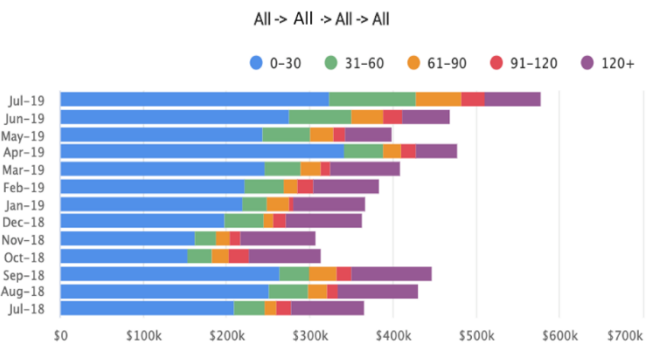
Monthly Posted vs. Posting Goal



Charges, Payments, Adjustments, & Refunds

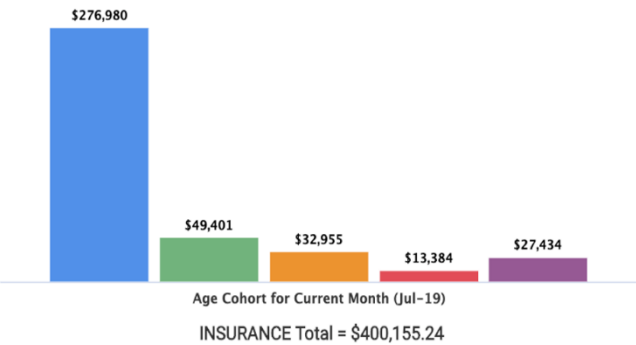


Aging Report by Dollars

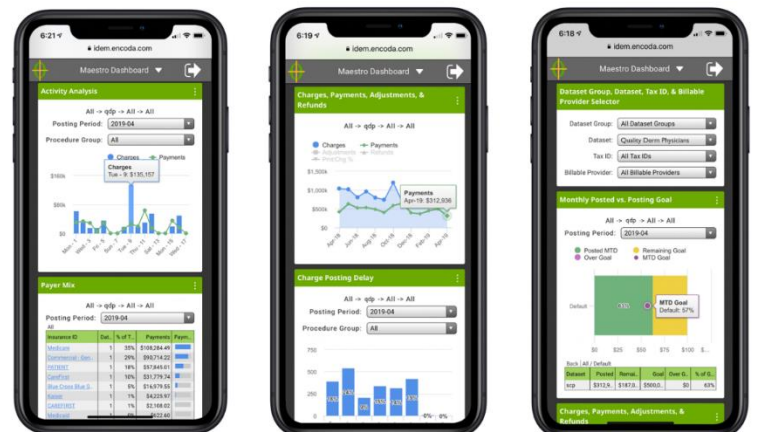
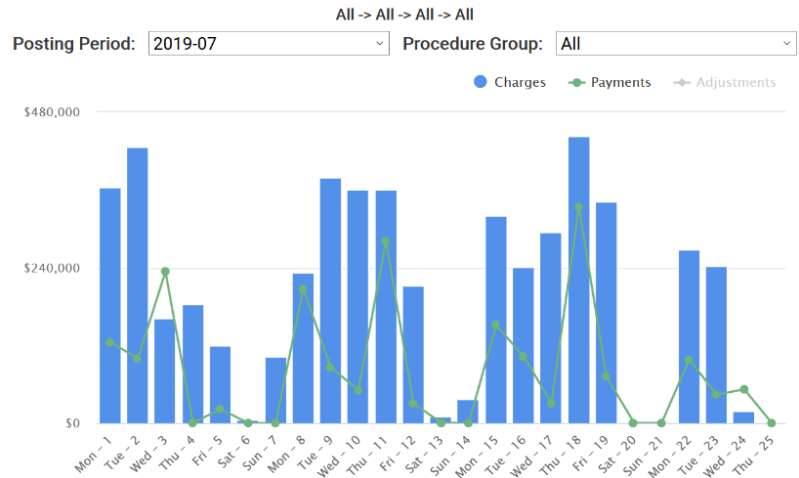


Reset to All | Insurance Only | Patient Only

0-30 31-60 61-90 91-120 120+



Activity Analysis



About Encoda

Encoda is a leader in real-time healthcare reimbursement automation and revenue cycle management technology and services that empower medical business offices to cost-effectively collect the most money in the shortest time possible.

Encoda clients significantly enhance their revenue cycle management process and performance by licensing the company's patented, cloud-based [Encoda BackOffice](#) and [Encoda Maestro Analytics](#) platforms or contracting for billing services through [Encoda's Revenue Assistance Program](#).

Encoda BackOffice drastically improves the process of managing claims, rejections and denials, reduces days in A/R, and provides a level of billing cycle transparency via our Maestro Analytics platform that other solutions simply do not provide.

To learn how the Encoda Revenue Assistance Program, Encoda BackOffice, and Encoda Maestro Analytics can benefit your practice, please contact us at info@encoda.com, 813.337.0107 or visit encoda.com.



© 2019 Encoda LLC